



CARL SPACKLER OPEN

ROOKIE ORIENTATION

Step-by-Step



There is a prerequisite for the Rookie Orientation. An Introduction document is available that provides a basic overview and expectations.

<https://storage.poststats.com/cso/Rookie-Introduction.pdf>

ORIENTATION SUMMARY

This rookie document is designed to serve as a comprehensive guide, organizing the various requirements, action items, and preparations necessary for your participation in the Carl Spackler Open. It will offer specific instructions to help you navigate the pre-event phase effectively. Additionally, you can expect to receive a smaller second orientation document closer to the event date, offering a preview of what to expect during the 108-hour event itself. These resources are tailored to ensure that you are well-prepared and informed for a seamless and enjoyable experience.

ROSTER SPACE

The Carl Spackler Open experiences a high demand for participation that can sometimes exceed the available physical space. To manage this demand and ensure a fair and structured registration process, we have a step-by-step system in place that determines when registrants are accepted. This process primarily considers factors such as contribution and engagement.

Traditionally, we publish a "Roster Acceptance" document within both the event registration and notebook to inform participants of their acceptance status. However, this rookie document serves as a replacement for that document, specifically tailored for rookies.

Our Roster Worksheet, also published within the event registration and notebook, outlines the schedule and order in which registrants are accepted to the roster. Past participants who register typically have priority access to most of the available roster spaces.

For rookies, acceptance generally occurs at the end of the registration period when we have space available. However, we do allocate some prioritized roster space exclusively for rookies. The decision to fill these limited spaces is made by the Captains Club, which acts as our board of directors. Contributing to the processes and engagement outlined can increase your chances of being selected for one of these prioritized rookie spaces.

This structured approach ensures that the event remains accessible and fair to both new participants and returning ones while allowing for rookies to have their own dedicated opportunities to join our event.

ROLE OF YOUR REFERRAL

Your referral is a crucial figure in your journey to becoming part of the Carl Spackler Open. They hold the responsibility of helping you acclimate to the event and ensuring you have a smooth and enjoyable experience.

At our event, it's a fundamental requirement that everyone has someone they trust and can rely on. This trust-based relationship is essential, and participants must be prepared to follow the guidance and direction of their trusted individual, regardless of the situation.

Typically, referrals often choose to share a hotel room with their rookies. It's worth noting that the standard hotel room structure is designed for double occupancy.

For referrals who nominate a rookie, there is an opportunity for prioritized acceptance. These referrals can advocate for their rookies by highlighting why they would be a great fit for the event. This can be done through various means, such as telephone calls, emails, or in-person conversations with members of the Captains Club.

In essence, your referral plays a vital role in your experience with the Carl Spackler Open, helping you navigate the event and ensuring you have a fantastic time.



CARL SPACKLER OPEN

ROOKIE ORIENTATION

Step-by-Step

COMMUNICATIONS

The Carl Spackler Open relies on various forms of communication, but it's important to note that as an event managed by volunteers who embrace technology, we typically do not engage in practices such as making phone calls to 70 golfers or sending individual emails as a general practice. This means that you should not expect to receive individual reminders for event-related matters.

To stay informed and up-to-date with event-related information, it's essential to proactively engage with the communication channels and resources provided, such as our written documents, website, and any group announcements. Being proactive in accessing and utilizing these resources will help you stay informed and ensure a seamless experience during the Carl Spackler Open.

WEBSITE (FROM SPACKLER TO YOU)

The CarlSpacklerOpen.com website is our portal for event information. This document steps you through our large overwhelming website. The NOTEBOOK inside CarlSpacklerOpen.com is a small library of Carl Spackler Open information. The event itinerary and My Finances page are resources.

WEBSITE (FROM YOU TO SPACKLER)

All participants communicate using both Poststats.com and CarlSpacklerOpen.com websites. Golfers (1) manage their golf profile on Poststats.com, (2) enter scorecards from golf played using Poststats.com, (3) register for each Carl Spackler Open on carlspackleropen.com, and (4) complete participant options as a paid accepted participant on carlspackleropen.com.

EMAIL

The event will send bulk group emails to our golfers, typically starting approximately 6 to 7 months prior to each event. However, it's important to be aware that email delivery to your inbox may not always be guaranteed, as it depends on various factors, including email servers and settings.

To help ensure that you receive our communications, we encourage you to check your Poststats.com golf profile page. There, you will find a 'test icon' next to your email address. This feature can be used to test the delivery of emails to your address and ensure that you receive important event-related updates and information.

TEXT MESSAGE ALERTS & NOTIFICATIONS

The event will send bulk group texts to cell phones, particularly during the actual event. A couple macro examples are often scheduling changes or coordination announcements. Our event and website utilize the Telegram App for these notifications. To ensure you receive alerts and notifications, it's necessary to install and configure the Telegram App.

You can find detailed instructions for installing and configuring the Telegram App on our event website's notebook. Both YouTube video tutorials and written instructions are available to assist you with the setup process. These resources are designed to make the installation as straightforward as possible.

Additionally, your Poststats.com golf profile page includes a 'test icon' next to your cell phone number. You can use our test feature to verify that you are set up to receive cell phone notifications and alerts effectively.

YOUTUBE TV

The Carl Spackler Open has its own YouTube Channel. Carl Spackler Open. Some people do not like to read. Videos are produced as a supplement to some written documentation.

MOBILE WEBSITE

The Carl Spackler Open uses a 3rd website during the 108-hour event. It is built solely for event execution and designed for all models of smartphone. This mobile website will be introduced later, but a critical component to communication.

EMAILING US

We would like to hear from you. You can reach us at carl.spackler.open@gmail.com.



CARL SPACKLER OPEN

ROOKIE ORIENTATION

Step-by-Step

READY TO GET STARTED?

This is the final segment to rookie orientation. This section is written for potential rookies who want to proceed from ‘general interest’ into ‘action’. It explains what to do.

GETTING STARTED

The following checklist is provided to rookies and their referrals. The list is not prioritized, but in sequential order. Rookies and their referrals can decide which items to review and complete.

1 <input type="checkbox"/>	Watch YouTube Video. “Rookie & Referral: Carl Spackler Open”	5 <input type="checkbox"/>	Enter scorecards as you play golf. See Appendix C.
2 <input type="checkbox"/>	Watch YouTube Video. “Multiple Websites Edition. Carl Spackler Open vs Poststats”	6 <input type="checkbox"/>	Register for Carl Spackler Open when registration period is open. Pay Deposit. Referrals choice to further nominate.
3 <input type="checkbox"/>	Create an account with Poststats.com. See Appendix A.	7 <input type="checkbox"/>	Review our basic golf rules. Understanding them is required. See Appendix D.
4 <input type="checkbox"/>	Upload uniform profile photo of yourself. See Appendix B.	8 <input type="checkbox"/>	Read email. Visit CarlSpacklerOpen.com website to stay informed.

WEBSITE ENGAGEMENT

The websites utilized for the Carl Spackler Open were crafted by dedicated volunteers. Interestingly, both websites have been in existence for longer than the invention of smartphones themselves. While much of the software can technically function on a smartphone, it's crucial to note that neither website was originally designed with smartphones in mind.

Our websites were initially tailored for use on personal computers with monitors. To navigate these websites effectively, we highly recommend watching the YouTube video titled "Multiple Websites Edition. Carl Spackler Open vs Poststats." This video provides valuable insights into how to access and utilize these websites, ensuring that you can make the most of your online experience while preparing for the Carl Spackler Open.

golf.poststats.com
manage golf profile, post scorecards

carlspackleropen.com
event information including payments, news, pairings, schedule, lodging, field of players, apparel orders, event golf course, etc..



CARL SPACKLER OPEN

ROOKIE ORIENTATION

Step-by-Step

Poststats.com or golf.poststats.com

This website solely manages thousands of golfer accounts (yours too) and local scorecards posted for handicapping. It also manages data for thousands of golf courses for your posted scorecards.

carlspackleropen.com

This website manages the Carl Spackler Open series of events. Visualize at least 20 independent Carl Spackler Open websites. One website for each event held. Each website includes tournament scorecards, financials, participants, apparel orders, tee times, schedule, pairings, lodging arrangements, and everything associated with an actual Carl Spackler Open.

Important concepts.

(1) Rookies create a single account on Poststats.com. This is a one-time activity. (2) The rookie uses that single account to register for each Carl Spackler Open they desire to participate in. (3) Being included in the 2016 event and being listed on the 2016 website does not make you a participant of 2023 or 2028. (4) Posting scorecards for handicapping and managing your golfer profile occurs on Poststats.com. (5) The Carl Spackler Open website pulls in those golfer profiles and handicap data from Poststats.com.

CARL SPACKLER OPEN REGISTRATION

Every single person must register to participate at each Carl Spackler Open during the registration period. Registering for a Carl Spackler Open is free and declaring a desire to participate. The Captains Club (board of directors) accepts registrations creating a two-way agreement. The registration period is published as part of the website itinerary. Registration provides you specific event information, processes, and rules. Participation at one event does not assume or guarantee another. Visit carlspackleropen.com.

MONEY

BANKING

The Carl Spackler Open collects upwards of \$60,000 for each event. All funds are stored in a Carl Spackler Open bank account managed by the non-profit Carl Spackler Open, LLC. There are multiple account holders, but Rick Dosky is our Chief Financial Officer. He collects and deposits your money and pays most of the expenses. rickdosky@gmail.com

MY FINANCES

The Carl Spackler Open publishes all funds collected. Everyone can see their payments, credits, and outstanding balance on the website. It is your responsibility to ensure money sent was also received. Assume your money was never received unless it is posted to the website.

DEPOSITS

The Carl Spackler Open collects \$200 deposits. Deposits are used solely to elevate a desire to participate. There has never been a single participant in 20+ years without a deposit.

All funds are always 100% fully refundable for anyone not accepted as a participant. Deposits for accepted participants are non-refundable and non-transferrable starting 5 months prior to each event. The registration process and website notebook outline the cancellation policy surrounding credit eligibility.

DEADLINES FOR PAYMENTS

The Carl Spackler Open has established deadlines for both initial deposits and outstanding balances to be paid by participants. These deadlines are prominently published as part of the event itinerary. It's important to note that the Carl Spackler Open does not maintain a collections department to pursue unpaid balances. Instead, the standard practice is to replace unpaid golfers.

To ensure a smooth and well-organized event, participants are encouraged to complete their payments promptly, ideally as soon as their participant options are finalized. By adhering to these deadlines and promptly settling outstanding balances, participants can help maintain the integrity of the event and ensure that it runs smoothly for everyone involved.



CARL SPACKLER OPEN

ROOKIE ORIENTATION

Step-by-Step

PARTICIPANT OPTIONS

The Carl Spackler Open collects responses, opinions, personal choices, options, and preferences. These are collectively known as Participant Options. Each Carl Spackler Open held has multiple sets of participant options for selection. Each is published as part of the event itinerary. Participant options are collected step-by-step on the CarlSpacklerOpen.com website. A “PLAN YOUR TRIP TODAY” graphic appears on the Carl Spackler Open website when options are open for selection.

Participant options are not optional per say. All responses from everyone are organized for volunteers.

Some participant options have fees associated. Some examples include single occupancy hotel room, replay round of golf, and apparel purchase. Fee related options automatically update your outstanding balance.

There will be participant options confirming knowledge of our basic golf rules. Golf rule responses are collected to ensure all golfers are playing by the same set of rules. The responses are also a component towards your position on next year’s Roster Worksheet.

ANSWERS TO POSSIBLE QUESTIONS

Question: When should I get started?

Answer: Creating an account on Poststats.com, managing your golf profile, and posting scorecards can start more than a year before Carl Spackler Open participation. The largest regret by rookies is not creating an account and posting scorecards when they first heard of the Carl Spackler Open.

Question: How many people can participate in the Carl Spackler Open?

Answer: Tee time availability and roster maximums depend on actual hotel and golf course selection. It is provided inside event registration.

Question: Event registration process asks for my attendance probability. What should I select?

Answer: Registrants, including golfers with 25% desire, are handled the same way. Your response is your voice to everyone involved. You are communicating your availability (or desire) to participate.

Question: My buddy invited me to Spackler. There is no brochure. Why is it so popular?

Answer: It is organized. It is inexpensive. There are laid back smiling personalities everywhere. You are joining a large nationwide social circle. You are not managing a fantasy football team with players you cannot control, but you in a golf tournament tracked hole-by-hole with a published real-time Leaderboard.



CARL SPACKLER OPEN

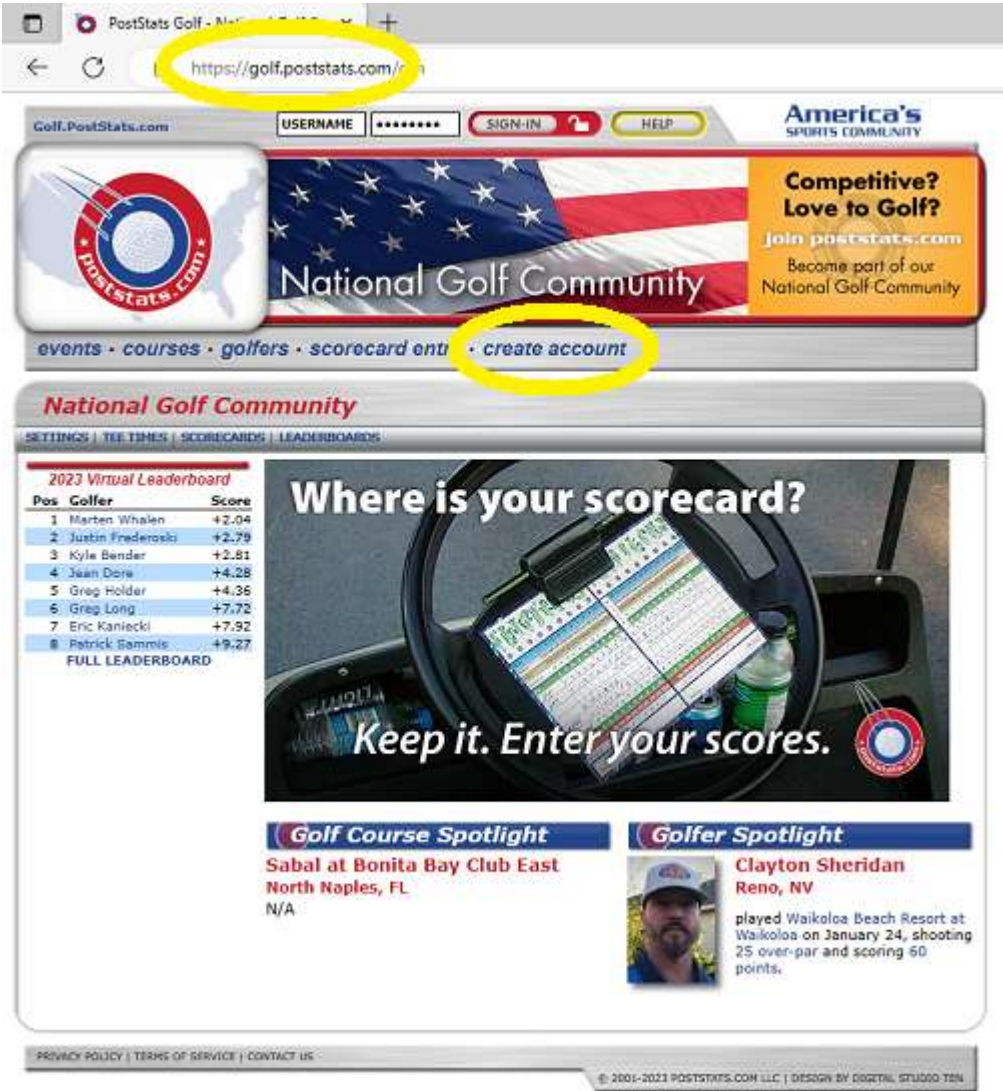
ROOKIE ORIENTATION

Step-by-Step

APPENDIX A

CREATE ACCOUNT

The process begins by creating a single account at golf.poststats.com. To do this, simply select the "create account" option. This account will serve as your hub for managing your golf profile and posting scorecards from rounds played.





CARL SPACKLER OPEN

ROOKIE ORIENTATION

Step-by-Step

APPENDIX B

UNIFORM PROFILE PHOTO

A profile photograph enhances the overall experience by allowing people to recognize and welcome you. When submitting your photograph, please keep a few guidelines in mind:

- (1) Avoid wearing sunglasses in the photo.
- (2) Ensure your face is well-lit and not shaded or obscured.
- (3) The photo should only feature you, without logos, other people, or distractions.
- (4) Ensure that your face is clearly visible and recognizable.

To submit your photograph, you have two options:

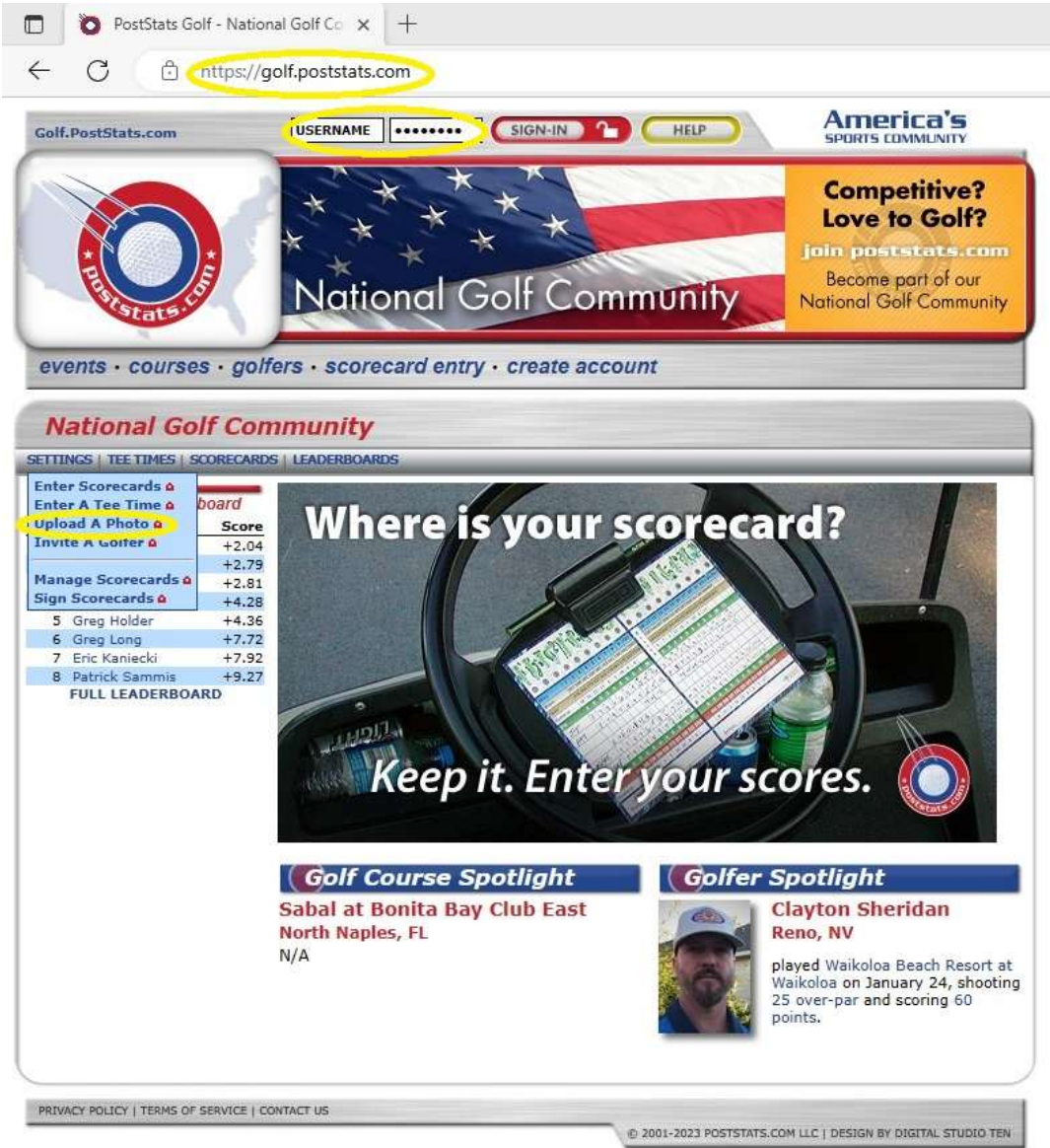
Simply pick up your cell phone, look into the camera eye, and take a clear photo of yourself. Text the photo along with your name to 614-746-5664.

Or upload the photo yourself using a desktop or laptop computer.



UPLOADING A PHOTO

Visit this golf.poststats.com, sign-in, and select upload a photo.





CARL SPACKLER OPEN

ROOKIE ORIENTATION

Step-by-Step

APPENDIX C

SCORECARD ENTRY

To enter scorecards on Poststats.com, follow these steps:

- (1) Visit Poststats.com.
- (2) Sign in using your credentials.
- (3) Navigate to the "Scorecard Entry" section on the website.

It's worth noting that the Poststats.com database may not always include the golf course you initially played. To navigate this situation and successfully enter your scorecards, we recommend watching the YouTube video titled "Golf Course Edition. Carl Spackler Open." This video provides valuable insights and guidance on how to handle scorecard entry when the golf course is not in the database.

PostStats Golf - National Golf Co. x +


← ↻ 🔒


https://golf.poststats.com/c

Golf.PostStats.com

USERNAME ***** SIGN-IN HELP

America's SPORTS COMMUNITY





Competitive? Love to Golf?

Join poststats.com

Become part of our National Golf Community

events · courses · golfers · scorecard entry · create account

National Golf Community


SETTINGS | TEE TIMES | SCORECARDS | LEADERBOARDS

2023 Virtual Leaderboard

Pos	Golfer	Score
1	Marten Whalen	+2.04
2	Justin Frederoski	+2.79
3	Kyle Bender	+2.81
4	Jean Dore	+4.28
5	Greg Holder	+4.36
6	Greg Long	+7.72
7	Eric Kaniecki	+7.92
8	Patrick Sammis	+9.27

FULL LEADERBOARD

Where is your scorecard?



Keep it. Enter your scores.


Golf Course Spotlight

Sabal at Bonita Bay Club East

North Naples, FL

N/A

Golfer Spotlight



Clayton Sheridan

Reno, NV

played Waikoloa Beach Resort at Waikoloa on January 24, shooting 25 over-par and scoring 60 points.

PRIVACY POLICY | TERMS OF SERVICE | CONTACT US

© 2001-2023 POSTSTATS.COM LLC | DESIGN BY DIGITAL STUDIO TEN



CARL SPACKLER OPEN

ROOKIE ORIENTATION

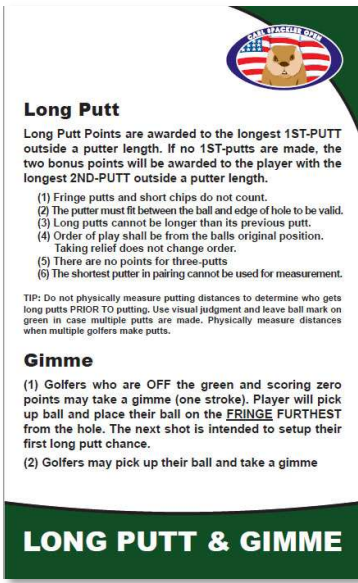
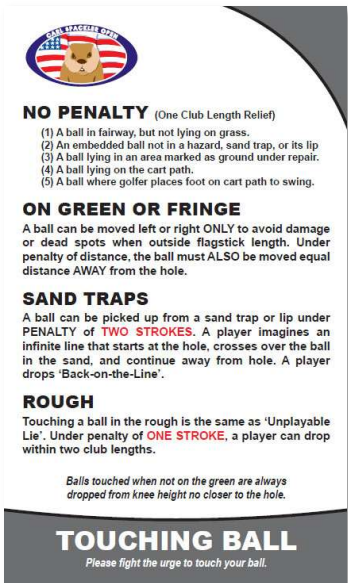
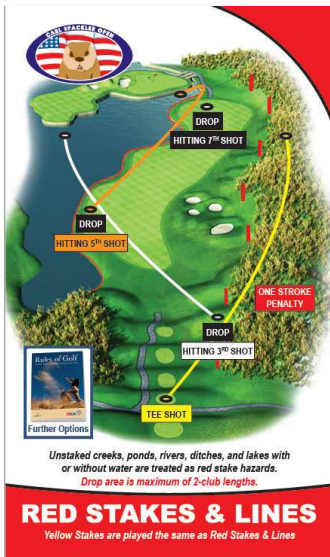
Step-by-Step

APPENDIX D

OUR BASIC GOLF RULES

Participants at the Carl Spackler Open are not expected to have a comprehensive understanding of the entire USGA Rule Book. Instead, they are expected to adhere to a simplified set of 6 basic golf rules that are specific to the event. It is essential for all participants to comprehend and follow these rules during their rounds to ensure a fair and enjoyable experience for everyone involved.

You can find these larger-size golf rules within the Carl Spackler Open website notebook. Additionally, we distribute these cards to rookies at the event, making it convenient for all participants to have access to the essential rules during their rounds.





CARL SPACKLER OPEN

ROOKIE ORIENTATION

Step-by-Step

THE CAPTAINS CLUB

The Carl Spackler Open is led by a group of people. Everyone is helpful, but certain people have certain roles at the event.

GREG GARRETT

SCORING & SCOUTING

Greg has been attending since 2002. He oversees scoring integrity. He handles scoring errors, the rare paper scorecard, and manages all scoring data. He also visits proposed golf courses.



MARTY WHALEN

REPLAY ROUND & SCOUTING

Marty has been attending since 2012. He is busy prior to the event organizing special awards for golfers whom participated for a decade. He also visits proposed golf courses.



BILL BATESON

TEES & YARDAGE

Bill has been attending since 2003. He oversees tournament yardage and setting tees on the golf course. He handles senior tee eligibility.



BRIAN LONG

WEBSITE SOFTWARE

Brian has been attending since 2003. He built the software we use. He handles all software upgrades and errors.



JASON RIDGEWAY

GOLF RULES & AWARDS

Jason has been participating since 2004. He handles the golf rules including local rules and updated rules for rain. He also assists with Awards.



CHAD LONG

MOBILE SOFTWARE TRAINING

Chad has been participating at the Carl Spackler Open since 2003. He handles education of mobile scoring and overall website education.



CHRIS PRICE

SCOUTING & APPAREL

Chris has been participating since 2009. He visits proposed golf courses plus handles ordered apparel, Shop Carl, gifts, and its distribution.



DAVE OSBORNE

GIFTS & APPAREL

Dave has been participating since 2007. He handles all the ordered apparel, Shop Carl, gifts, and its distribution.



PAT BOLAND

RED TEES & SCOUTING

Pat has been participating since 2004. He manages the Red Tee Lottery and visits proposed golf courses.



MATT PRITCHARD

TROPHIES, PRIZES, & OUTFITS

Matt has been participating since 2004. He handles all the trophies, engraving, outfits, jackets, and co-hosts the Awards Presentation.



RICK DOSKY

MONEY

Rick has been participating at the since 2002. He handles financial collection, but also does accounting and pays vendors, golf course, and hotel.



GREG LONG

EVENT COORDINATOR & SCOUTING

Greg has been participating since 2001. He visits proposed golf courses, populates the website. He also manages both vendor and roster communications.

