



## **POSTSTATS.COM TELEGRAM GROUP TEXTING Apple iPhone Setup**

Sending quick bulk text messages on occasion to golfers has become a critical function with large golf outings. With that said, sending bulk text messages has also become expensive, restrictive, and viewed as one-way spam communication.

Poststats.com provides one-way text communications with two-way agreements. This texting occurs in a 3<sup>rd</sup> party cell phone app. This manages both one-way texts from event organizers, but also empowers everyone to create group chats. This is not a replacement for email but used for chats and more importantly event alerts.

Receiving text messages from Poststats.com and its events now requires account holders to use a third-party cell phone app. The cell phone app, Telegram Messenger, is free and a secure service.

Poststats.com account holders:

- (1) Install the Telegram Messenger App on cell phone.
- (2) Create account.
- (3) Turn on notifications.
- (4) Subscribe to Poststats.com.

# COMPLETE THE SIMPLE 21 STEPS OF INSTRUCTION.



# POSTSTATS.COM TELEGRAM GROUP TEXTING Apple iPhone Setup

## STEP #1

(a) Visit Poststats.com. (b) Login. (c) Click "My Poststats.com".

The screenshot shows the PostStats.com website interface. At the top, the browser address bar displays 'poststats.com', which is circled in orange and labeled with a large orange '1'. Below the address bar, the website header includes a 'Golf.PostStats.com' logo, a 'USERNAME' field with masked characters, a 'SIGN-IN' button circled in orange and labeled with a large orange '2', and a 'HELP' button. The main content area features a large banner with the PostStats.com logo and the text 'National Golf Community'. Below the banner, there are navigation links: 'events', 'courses', 'golfers', 'scorecard entry', and 'create account'. A secondary navigation bar includes 'National Golf Community' and 'SETTINGS | TEE TIMES | SCORECARDS | LEADERBOARDS'. At the bottom, the 'My Poststats.com' link is circled in orange and labeled with a large orange '3', followed by 'My Events', 'Welcome Carl!', 'SIGN-OUT', and another 'HELP' button. The footer area repeats the 'National Golf Community' banner and navigation links, with 'invite' instead of 'create account'.



# POSTSTATS.COM TELEGRAM GROUP TEXTING Apple iPhone Setup

## STEP #2

Click the Pencil next to your phone number.

My Poststats.com | My Events Welcome Carl! SIGN-OUT HELP

poststats.com

National Golf Community

events • courses • golfers • scorecard entry • invite

**Carl Spackler**

SETTINGS OVERVIEW MY BUDDIES & FANS NEWS PHOTOGRAPHY TEE TIME CORECARDS HANDICAPS LEADERBOARD

Statistics	
PostStats Stroke Handicap	N/A
As Of Feb 13	

Profile	
Nickname	Carl
Residence	3825 N 202nd St Omaha, NE US
Email Address	carl.spackler.open@poststats.com
Phone Number	(c) 914-346-5964
Birthday	April 7, 1966
Height	6 ft. 1 in.



# POSTSTATS.COM TELEGRAM GROUP TEXTING Apple iPhone Setup

## STEP #3

Click Communication if not red.

We are staging this screen to be used later. This is your personal code.

**account manager** lock icon **America's SPORTS COMMUNITY**

**6 communication** BACK NEXT FINISH X

- 1 name & contact
- 2 golf profile
- 3 golf story
- 4 golf ranking
- 5 security
- 6 communication**
- 7 security question

### Your Contact Information

**Email Address**

**Mobile Phone Number**

Receiving text messages from PostStats requires golfers to use a third party application. The mobile [Telegram](#) or Telegram Messenger App permits both PostStats and event organizers to broadcast text messages. Telegram is a free and secure service.

To receive text messages, PostStats account holders need to:

1. Install Telegram or Telegram Messenger.
2. Create an account.
3. Search for "poststats\_bot".
4. If applicable, click or tap "Subscribe".
5. Send a text message : **/subscribe aa331145**

privacy policy | terms of service BACK NEXT FINISH **the caddy poststats.com**

**This is an example. aa331145 is not your personal code.**






# POSTSTATS.COM TELEGRAM GROUP TEXTING Apple iPhone Setup


## STEP #4

Open Apple App Store.



## STEP #5

Search Telegram. Select Get.

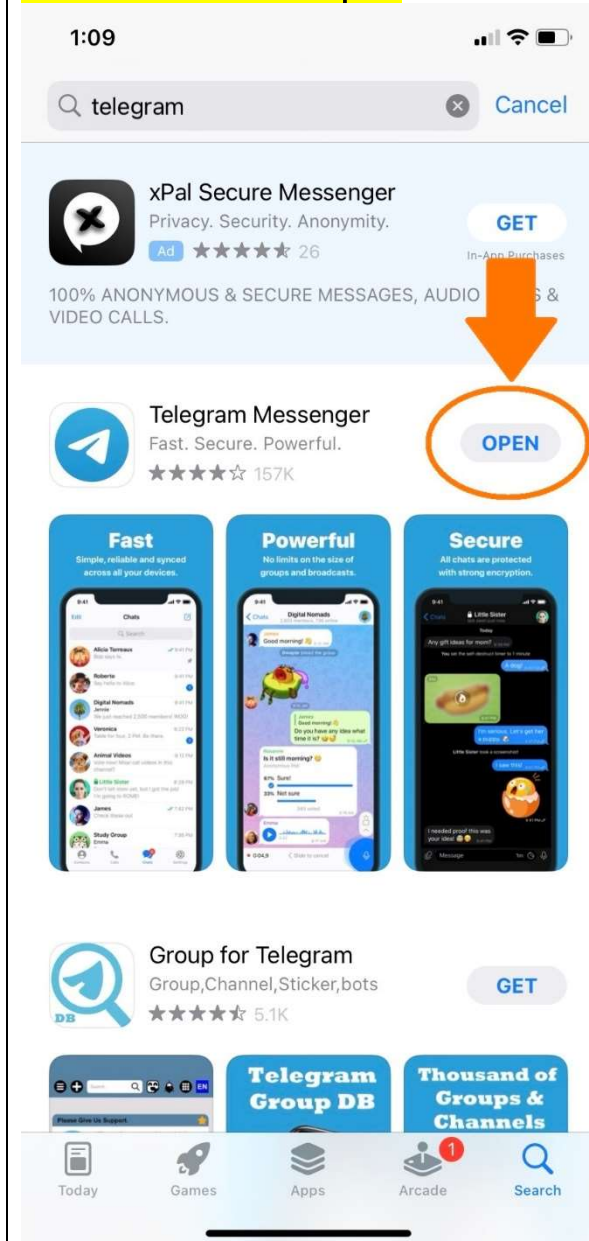




# POSTSTATS.COM TELEGRAM GROUP TEXTING Apple iPhone Setup


## STEP #6

Wait for Install. Click Open.



## STEP #7

Select Start Messaging Button.






# POSTSTATS.COM TELEGRAM GROUP TEXTING Apple iPhone Setup

## STEP #8

Type in YOUR cell phone number.

8:13  
◀ App Store



### Your Phone

Please confirm your country code and enter your phone number.

United States

+1


Continue

1	2 ABC	3 DEF
4 GHI	5 JKL	6 MNO
7 PQRS	8 TUV	9 WXYZ
	0	ⓧ

## STEP #9

Confirm YOUR phone number.

8:13  
◀ App Store



### Your Phone

Please confirm your country code and enter your phone number.

United States

**+1 764 546 5666**

Is this the correct number?

Edit

Continue

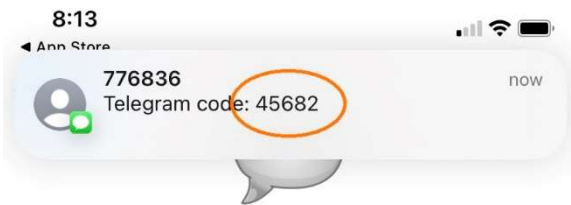
	4 GHI	5 JKL	6 MNO
	7 PQRS	8 TUV	9 WXYZ
		0	ⓧ



# POSTSTATS.COM TELEGRAM GROUP TEXTING Apple iPhone Setup


## STEP #10

Telegram will text you a code. Enter it.

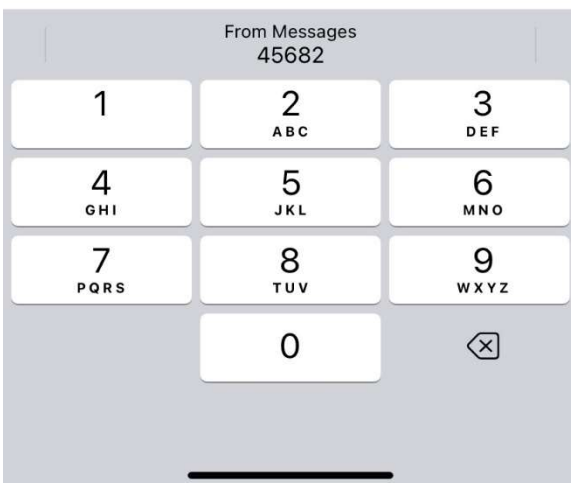


### Enter Code

We've sent an SMS with an activation code to your phone +1 744-545-5666.




Telegram will call you in 2:53



## STEP #11

Type in YOUR first and last name.



### Your Info

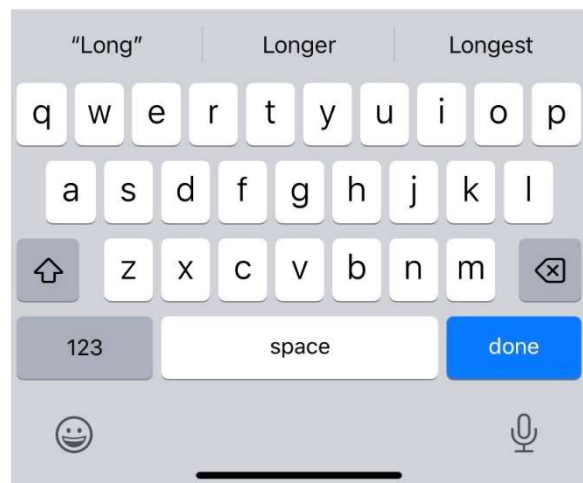
Enter your name and add a profile picture.

Your First Name

Your Last Name

By signing up, you agree to the [Terms of Service](#).

Continue



//

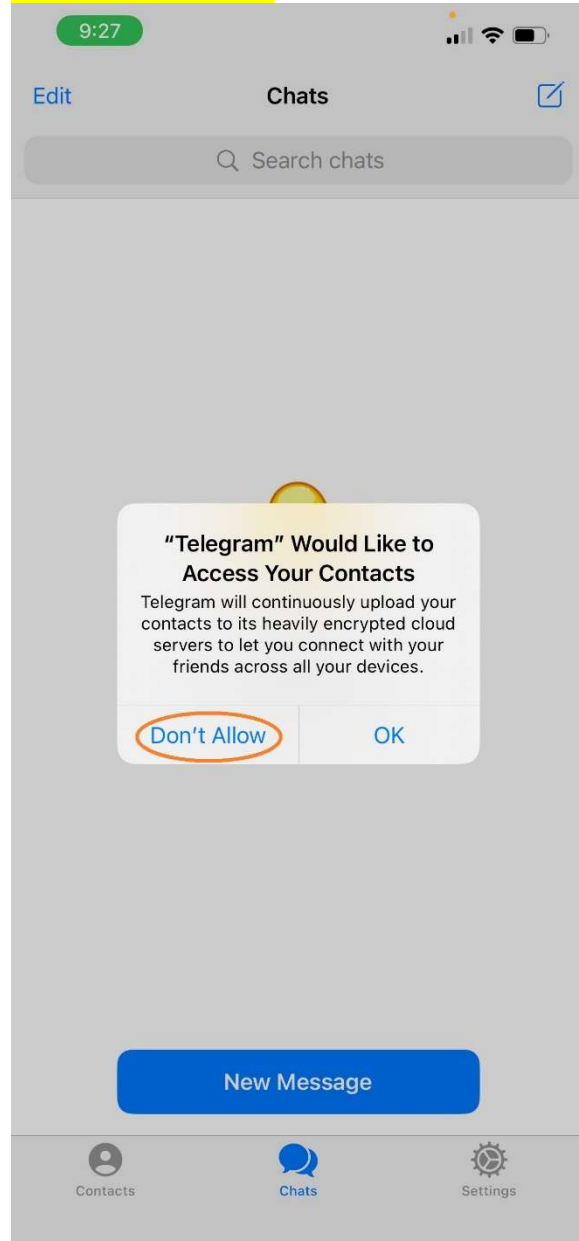




# POSTSTATS.COM TELEGRAM GROUP TEXTING Apple iPhone Setup

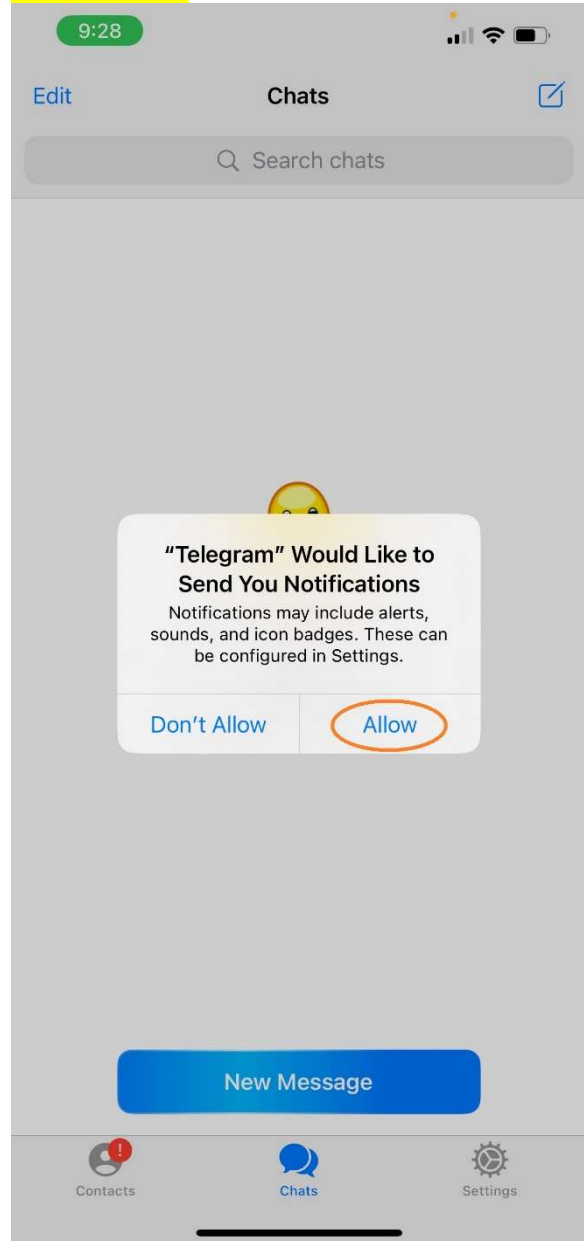
## STEP #12

Select Don't Allow.



## STEP #13

Select Allow.

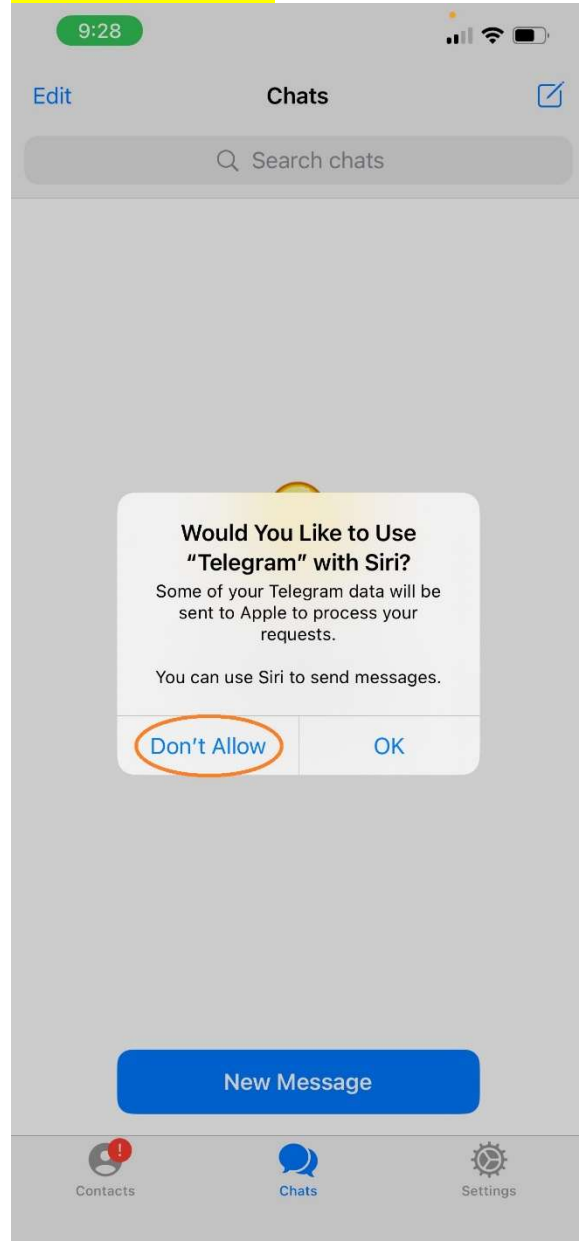




# POSTSTATS.COM TELEGRAM GROUP TEXTING Apple iPhone Setup

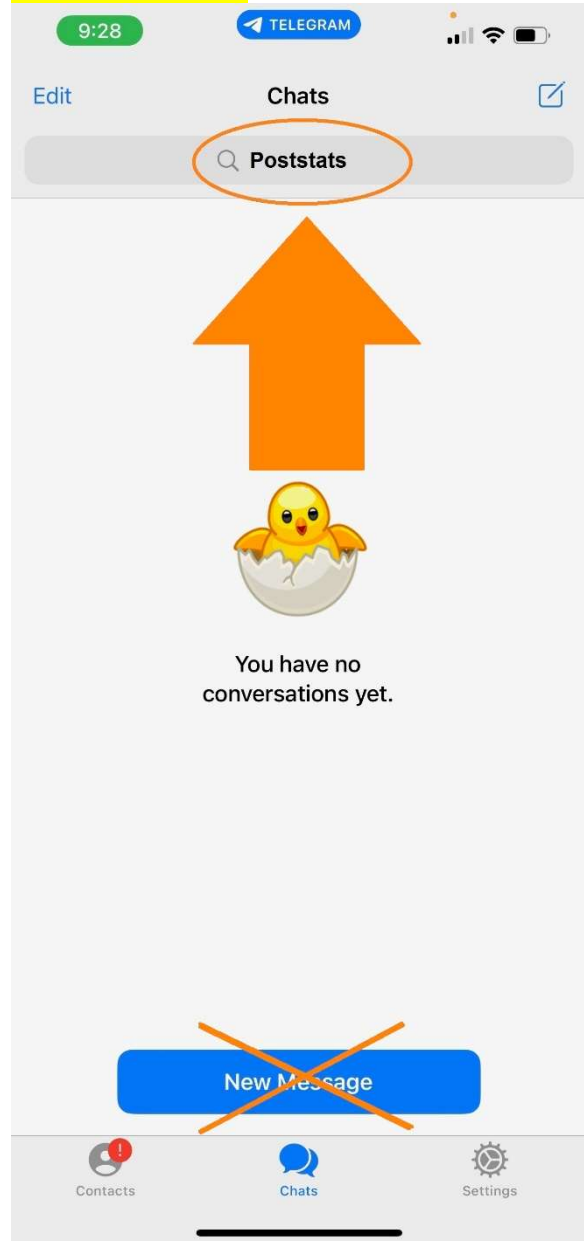
## STEP #14

Select Don't Allow.



## STEP #15

Search Poststats.

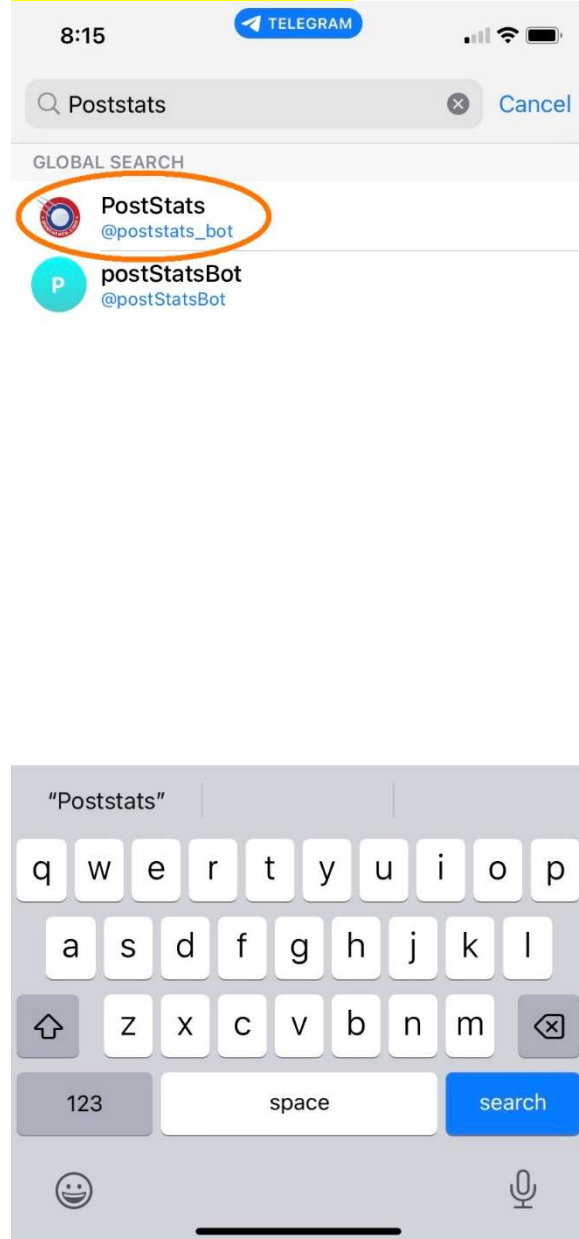




# POSTSTATS.COM TELEGRAM GROUP TEXTING Apple iPhone Setup

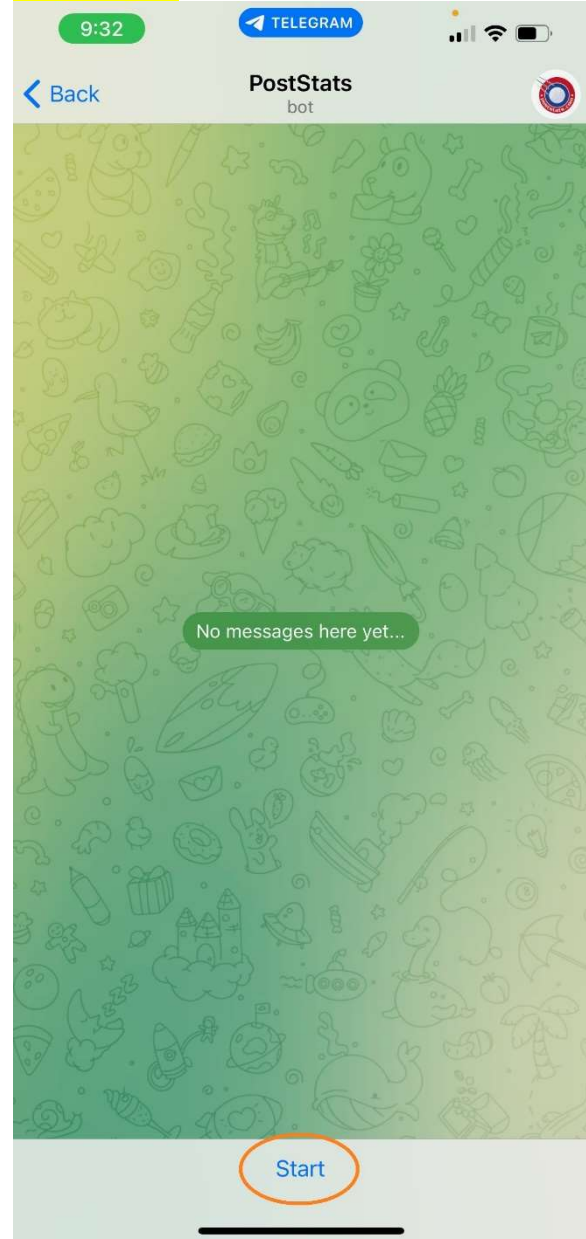
## STEP #16

Select the Poststats\_bot.



## STEP #17

Select Start.






# POSTSTATS.COM TELEGRAM GROUP TEXTING Apple iPhone Setup

## STEP #18

Stop. Let's return to Account Manager Caddy inside Poststats.com.



We need to return to the account manager caddy inside Poststats.com.

We need your personal code to subscribe to the Poststats group.

Proceed to next step.



This is an example. aa331145 is not your personal code.





# POSTSTATS.COM TELEGRAM GROUP TEXTING Apple iPhone Setup

## STEP #19

We need YOUR personal code for the Telegram Messenger App.

The image shows a screenshot of the PostStats account manager interface. The page is titled "account manager" and "communication". It has a navigation bar with "BACK", "NEXT", and "FINISH" buttons. The "communication" section is highlighted with a yellow background. The page contains a form for "Your Contact Information" with fields for "Email Address" (carl.spackler.open@gmail.com) and "Mobile Phone Number" (914-346-5964). Below the form, there is a section titled "Receiving text messages from PostStats requires golfers to use a third party application." followed by instructions for using Telegram. The instructions are:

1. Install Telegram or Telegram Messenger.
2. Create an account.
3. Search for "poststats\_bot".
4. If applicable, click or tap "Start".
5. Send a text message: `/subscribe 361e271a`

Below the instructions, there is a note: "This is an example. This code, 361e271a, is not your personal code." The bottom of the page features the "the caddy poststats.com" logo.


Overlaid on the bottom of the screenshot is a Telegram chat interface. It shows a message from "PostStats bot" with the text "/start 9:32 PM". Below it, the text "/subscribe 361e271a" is entered in the input field. An orange arrow points to the input field with the text "ENTER YOUR CODE".



# POSTSTATS.COM TELEGRAM GROUP TEXTING Apple iPhone Setup

## STEP #20

Type forward slash, the word subscribe, a space, and the code.



## STEP #21

Confirm subscription to Poststats.

